


Checking for Items in the Online Catalog

Go to: https://myls.ent.sirsi.net/client/en_US/default/

Click the small arrow in the “Everything” box on the left hand side.

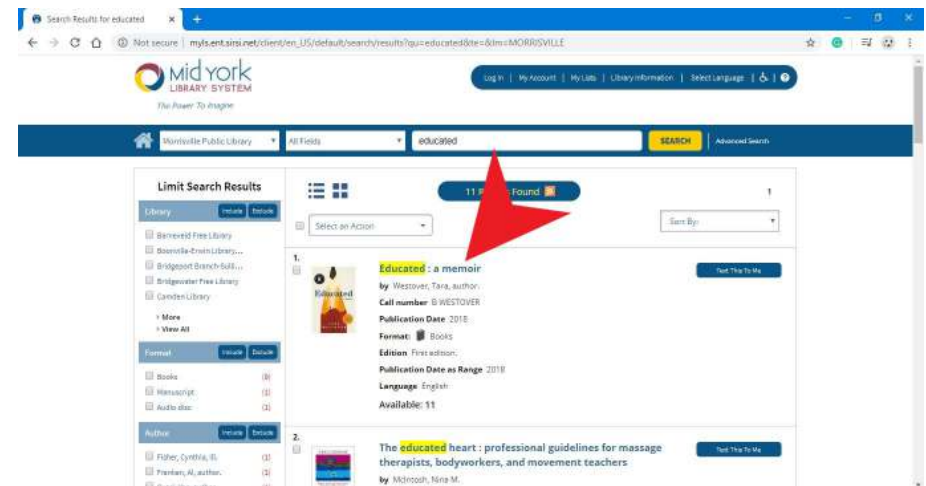


Select “Morrisville Public Library” from the drop down window.



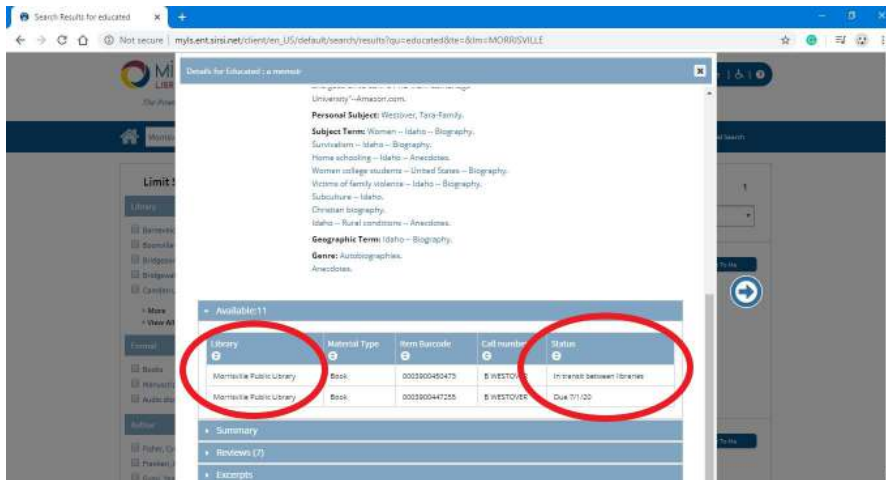
If our library does not own the item you would like, it will not come up in a search. We may also have an item, but is unavailable. To check an items availability, click on the items' title as shown above.

Once you've selected Morrisville Public Library as the library you want to search through, enter the title, author, etc. of the item you desire into the search bar. Feel free to click on the “All Fields” button to search specifically by Title, Author, Subject, and etc.

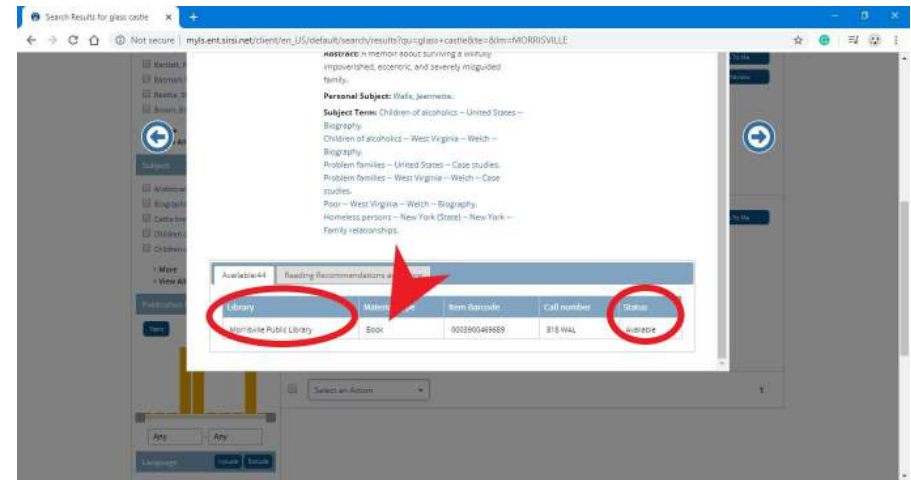


Continued on back >

As you can see below, we have 2 copies of “Educated” Tara Westover. Unfortunately, neither are available at this time.



If the book is available, it’s status will say “Available” as shown below. This means that you can have this item checked out to you.



Also, be sure to check that the item you are looking at is the item type (book, CD, DVD, etc.) you desire, as shown above. If it is not, you will have to go back and select a different record from the previous page.

If you have any additional questions, please email them to Morrisville@midyork.org or call the library at 315-684-9310 and we will get back to you as soon as we can!

This institution is an equal opportunity provider and employer.